



COLDWELL BANKER
SELECT PROPERTIES

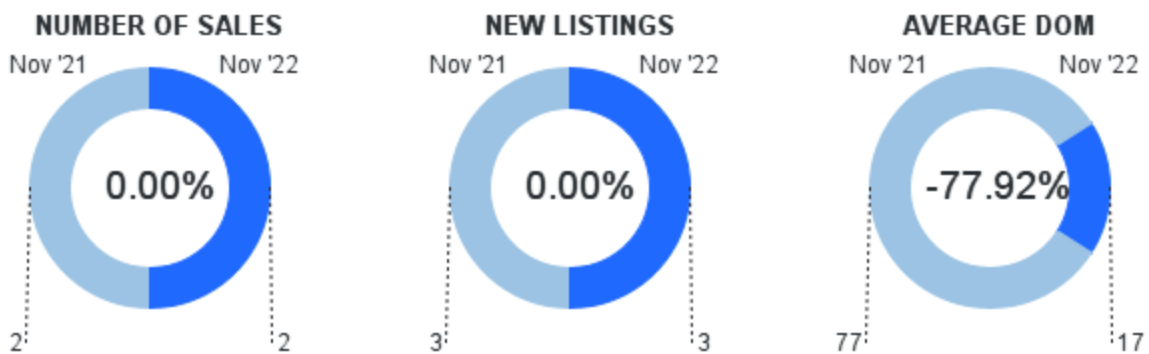
MINERAL WELLS | WV
REAL ESTATE REPORT

NOVEMBER 2022

MINERAL WELLS (WV) | November 2022

REAL ESTATE SNAPSHOT - Change since this time last year

Single Family



-49.38% ↓

MEDIAN SALES PRICE
SINGLE FAMILY

-49.38% ↓

AVERAGE SALES PRICE
SINGLE FAMILY

-46.68% ↓

MEDIAN LIST PRICE
(SOLD LISTINGS)
SINGLE FAMILY

-46.68% ↓

AVERAGE LIST PRICE
(SOLD LISTINGS)
SINGLE FAMILY

■ Nov '21 ■ Nov '22

AREA REPORT

SINGLE FAMILY HOMES

FULL MARKET SUMMARY

November 2022 | Single Family ?

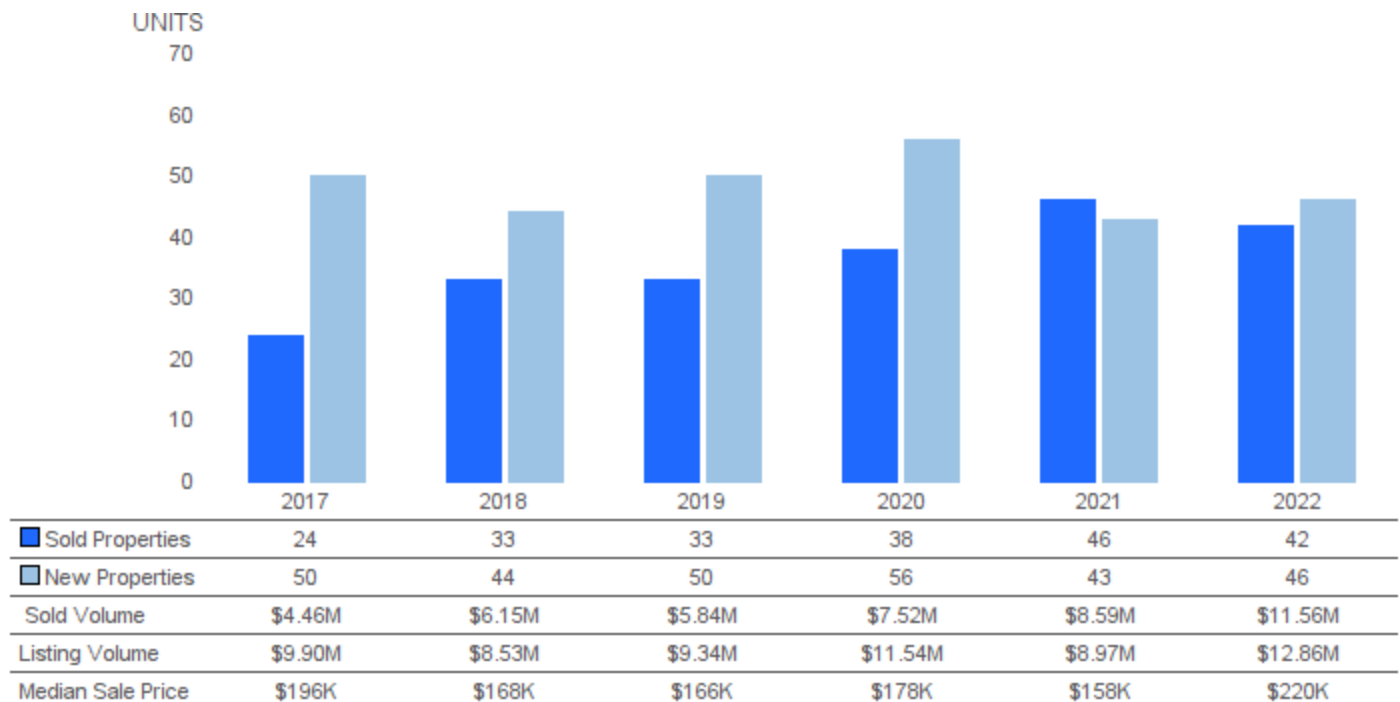
	Month to Date			Year to Date		
	November 2022	November 2021	% Change	YTD 2022	YTD 2021	% Change
New Listings	3	3	0%	46	41	12.2% ↑
Sold Listings	2	2	0%	42	42	0%
Median List Price (Solds)	\$233,950	\$438,750	-46.68% ↓	\$220,000	\$164,000	34.15% ↑
Median Sold Price	\$231,450	\$457,250	-49.38% ↓	\$220,000	\$157,500	39.68% ↑
Median Days on Market	17	77	-77.92% ↓	29	55	-47.27% ↓
Average List Price (Solds)	\$233,950	\$438,750	-46.68% ↓	\$278,647	\$189,250	47.24% ↑
Average Sold Price	\$231,450	\$457,250	-49.38% ↓	\$275,235	\$184,170	49.45% ↑
Average Days on Market	17	77	-77.92% ↓	40	75	-46.67% ↓
List/Sold Price Ratio	98%	104.5%	-6.22% ↓	100.6%	95.6%	5.26% ↑

SOLD AND NEW PROPERTIES (UNITS)

November 2022 | Single Family ?

Sold Properties | Number of properties sold during the year

New Properties | Number of properties listed during the year.



MEDIAN SALES PRICE AND NUMBER OF SALES

November 2022 | Single Family ?

Median Sales Price | Price of the "middle" property sold -an equal number of sales were above and below this price.

Number of Sales | Number of properties sold.

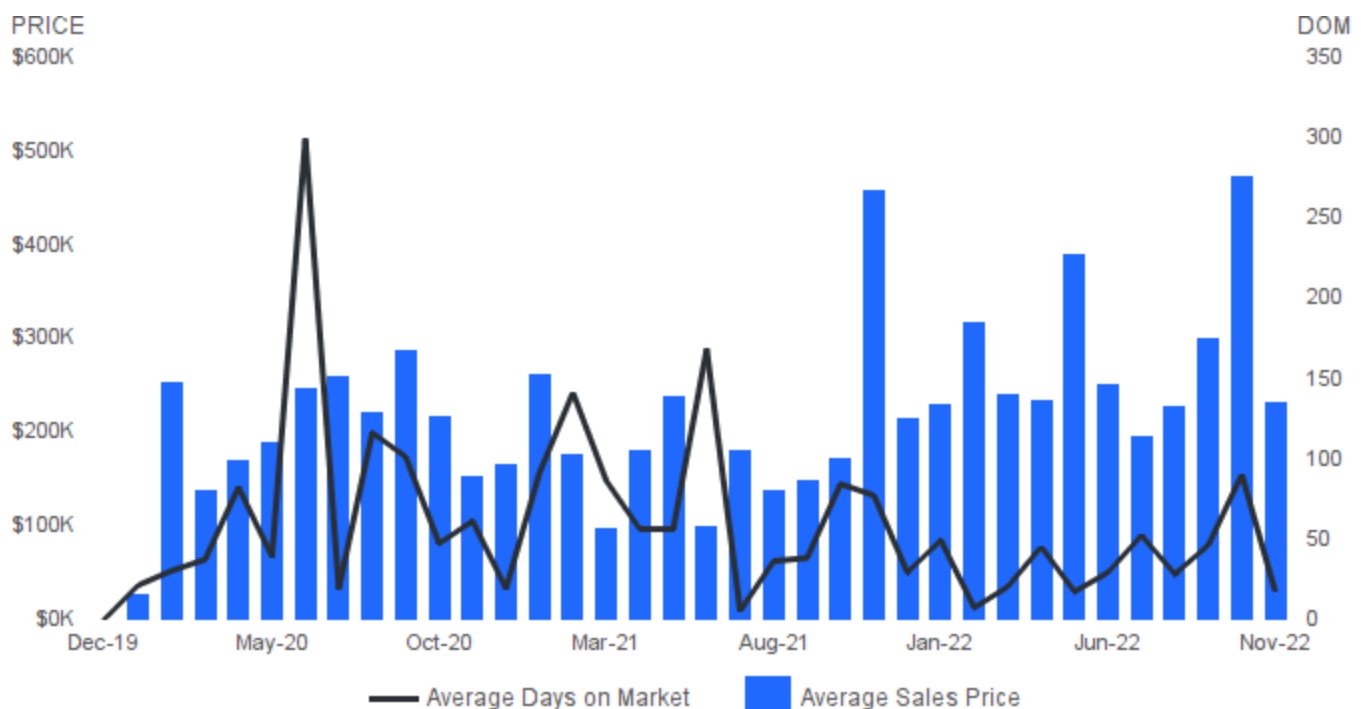


AVERAGE SALES PRICE AND AVERAGE DAYS ON MARKET

November 2022 | Single Family ?

Average Sales Price | Average sales price for all properties sold.

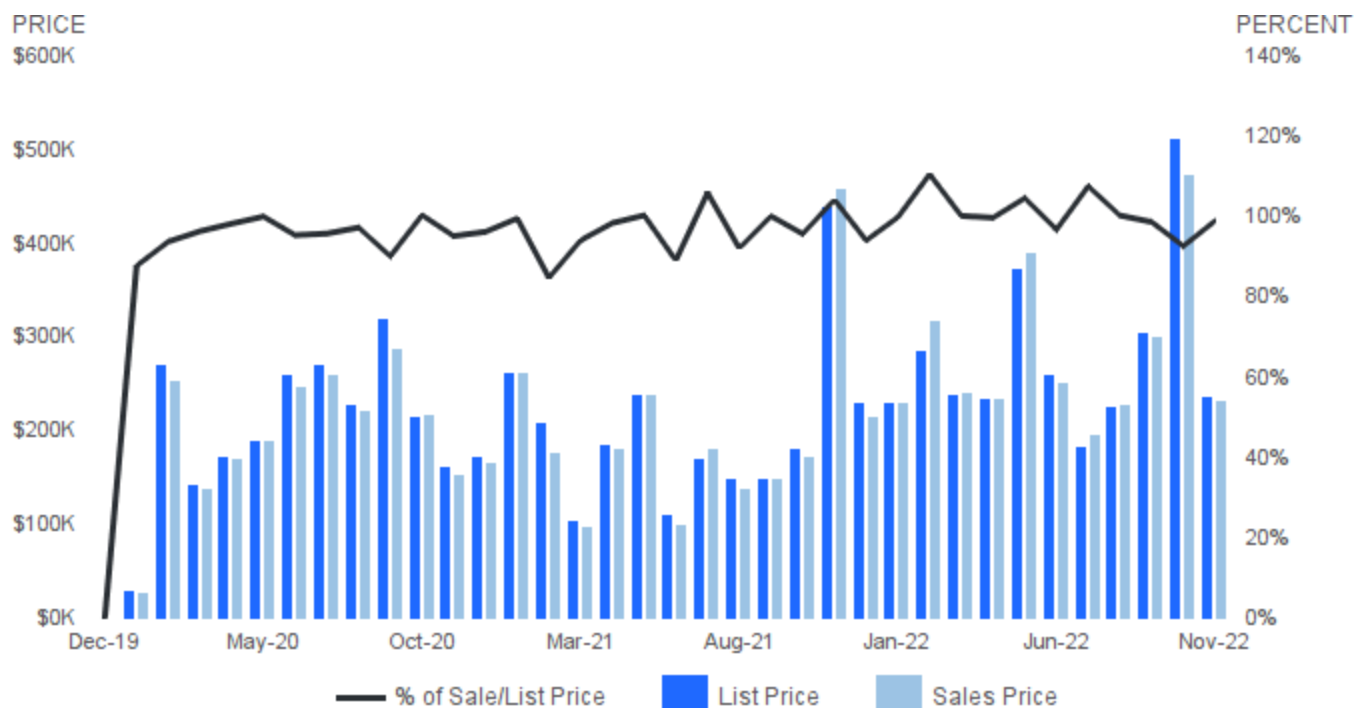
Average Days on Market | Average days on market for all properties sold.



SALES PRICE AS A PERCENTAGE OF ORIGINAL PRICE

November 2022 | Single Family ?

Sale Price as a Percentage of Original Price | Average sale price of property as percentage of final list price.



AVERAGE SALES PRICE AND NUMBER OF PROPERTIES FOR SALE

November 2022 | Single Family ?

Average Sales Price | Average sales price for all properties sold.

Properties for Sale | Number of properties listed for sale at the end of month.

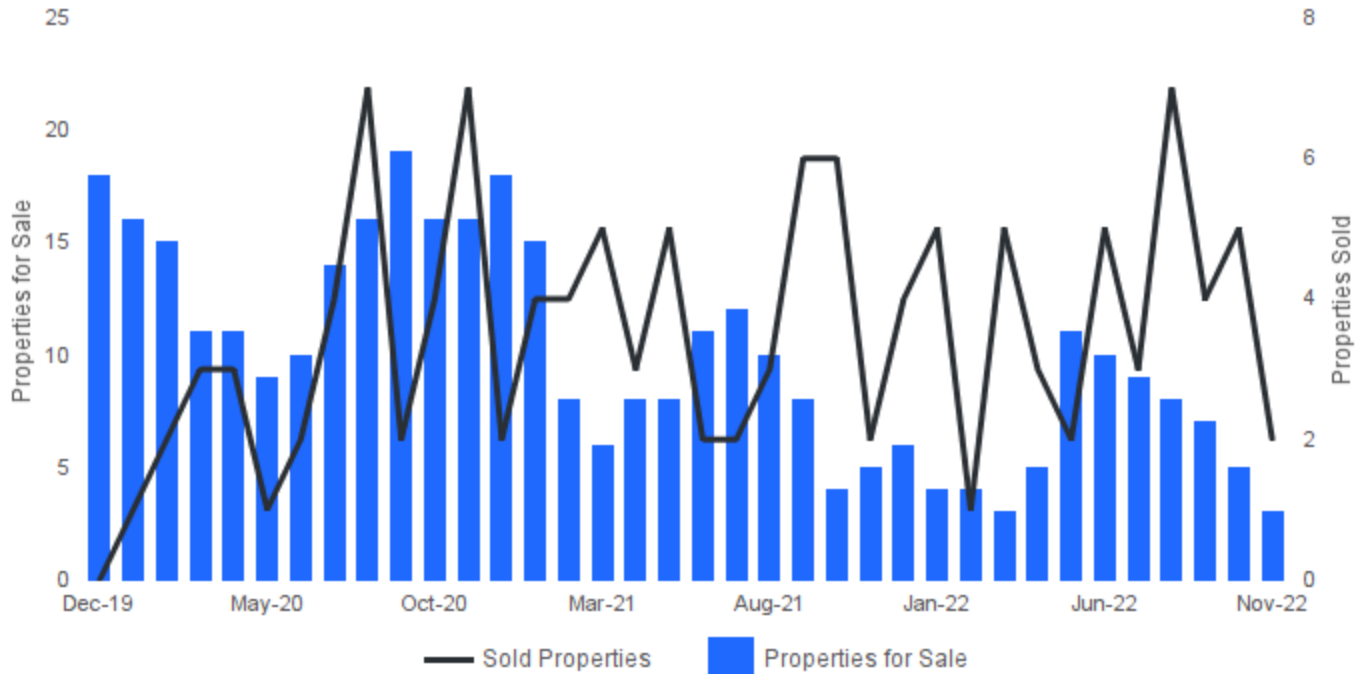


PROPERTIES FOR SALE AND SOLD PROPERTIES

November 2022 | Single Family ?

Properties for Sale | Number of properties listed for sale at the end of month.

Sold Properties | Number of properties sold.



AVERAGE ASKING/SOLD/UNSOLD PRICE

November 2022 | Single Family ?

Unsold Price | the average active list price

Asking Price | the average asking price of sold properties

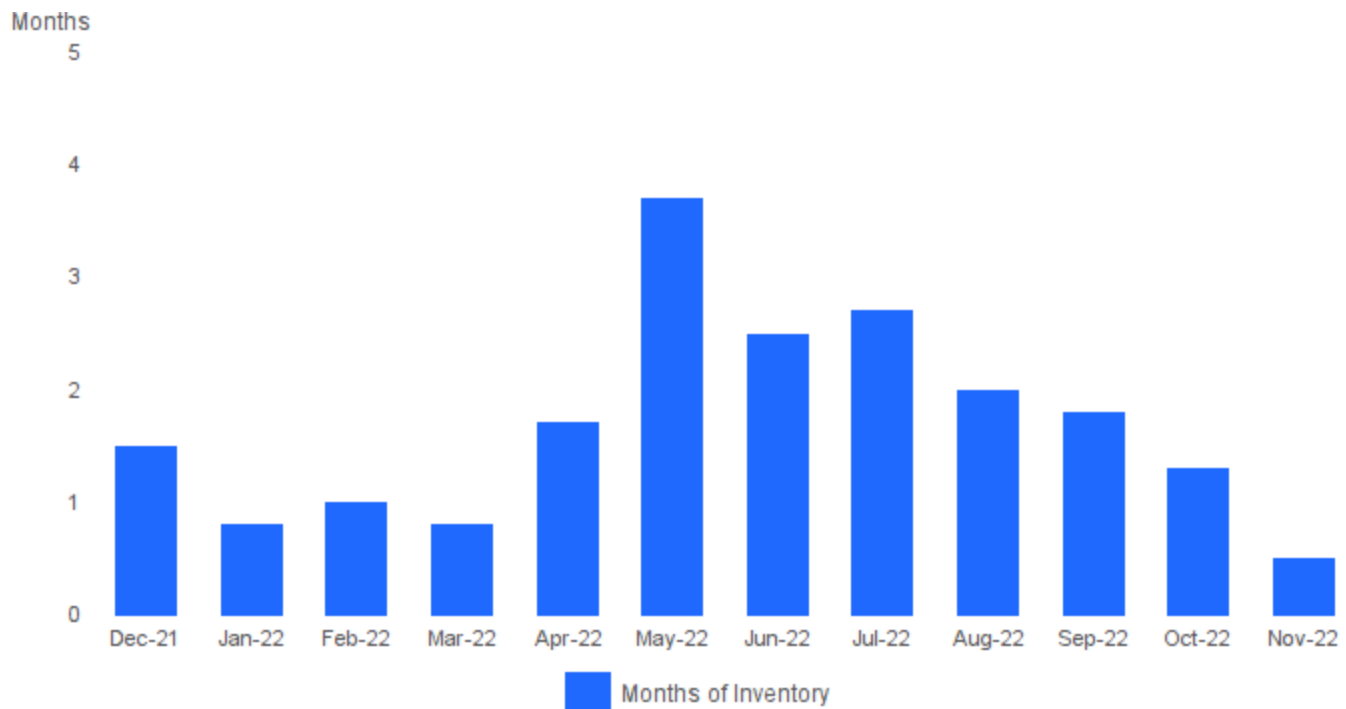
Sold Price | the average selling price



ABSORPTION RATE

November 2022 | Single Family ?

Absorption Rate | Looks at the past year's monthly supply of inventory. In a normal market there should be a 6 month supply. The higher the rate above 6 the more aggressive a seller has to be with the competition; price and having a picture perfect property.



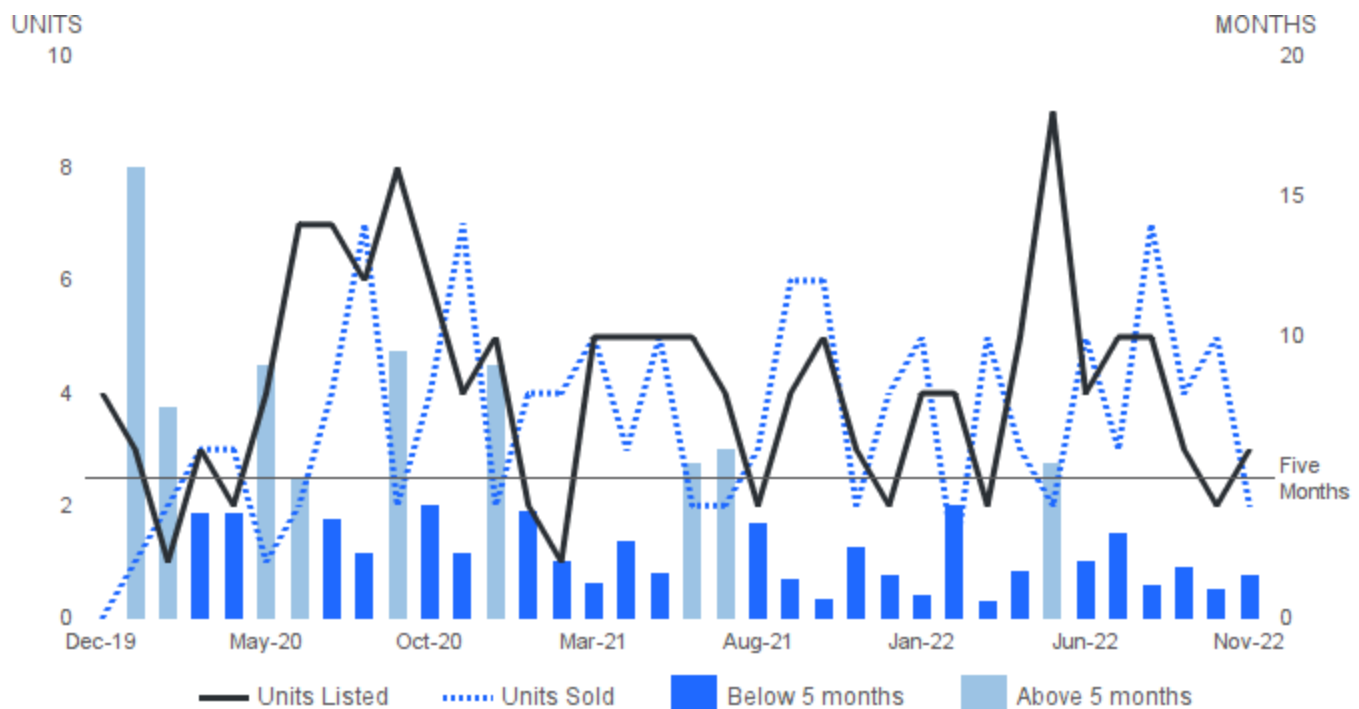
MONTHS SUPPLY OF INVENTORY

November 2022 | Single Family ?

Months Supply of Inventory | Properties for sale divided by number of properties sold.

Units Listed | Number of properties listed for sale at the end of month.

Units Sold | Number of properties sold.



The property information herein is derived from various sources that may include, but not be limited to, county records and the Multiple Listing Service, and it may include approximations. Although the information is believed to be accurate, it is not warranted and you should not rely upon it without personal verification. ©2023 Coldwell Banker. All Rights Reserved. Coldwell Banker and the Coldwell Banker logos are trademarks of Coldwell Banker Real Estate LLC. The Coldwell Banker® System is comprised of company owned offices which are owned by a subsidiary of Anywhere Advisors LLC and franchised offices which are independently owned and operated. The Coldwell Banker System fully supports the principles of the Fair Housing Act and the Equal Opportunity Act. 